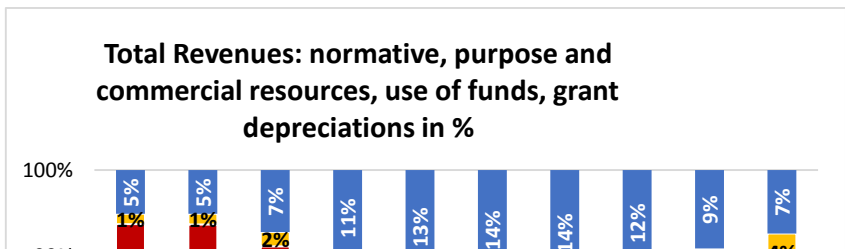
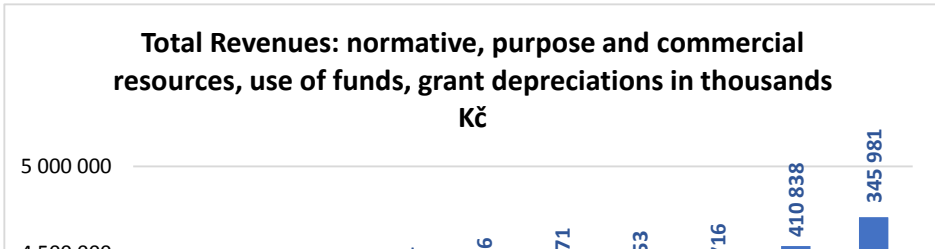
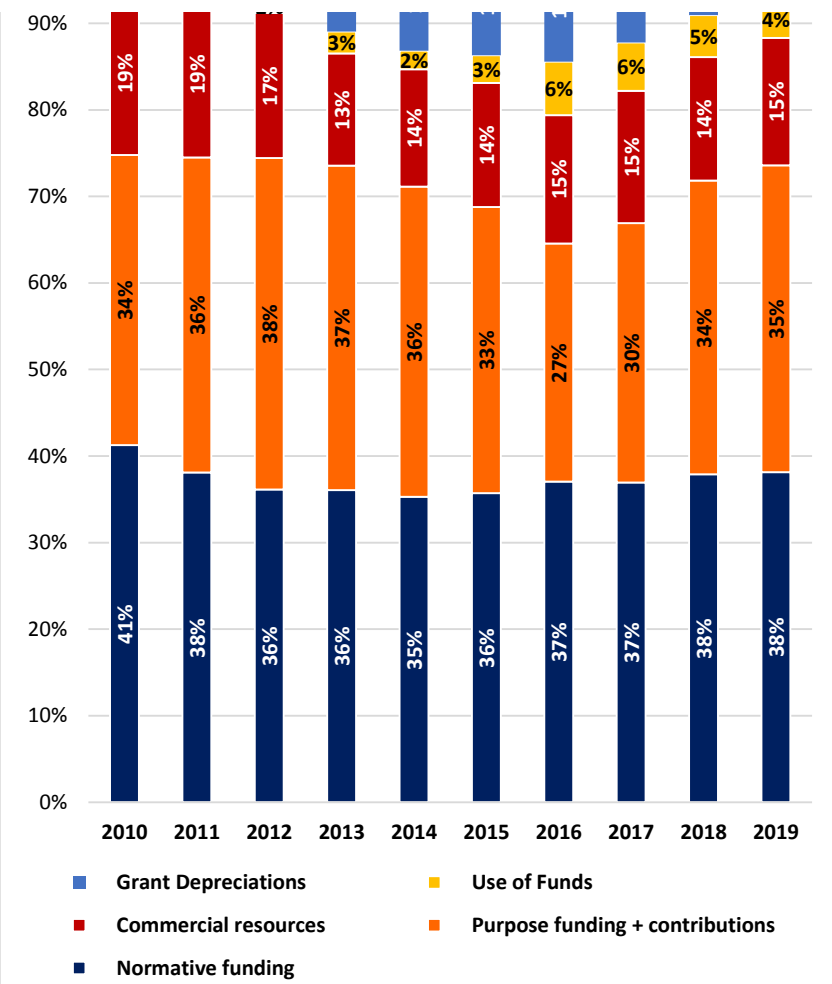
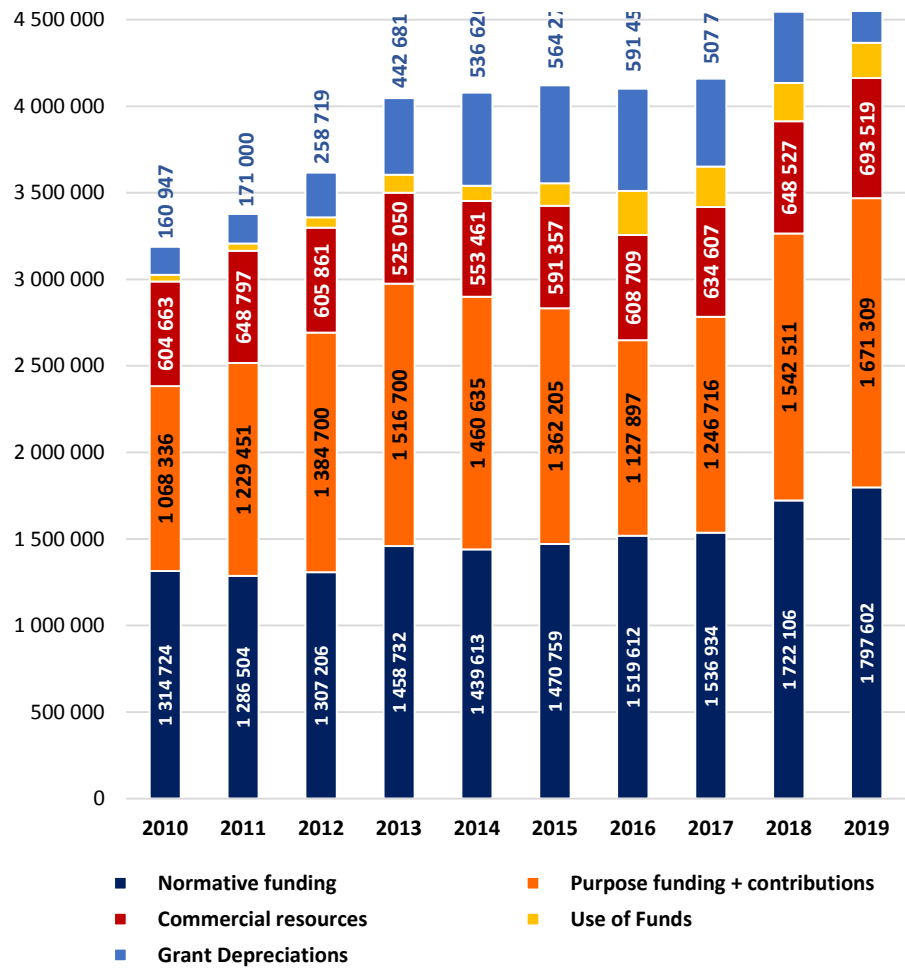


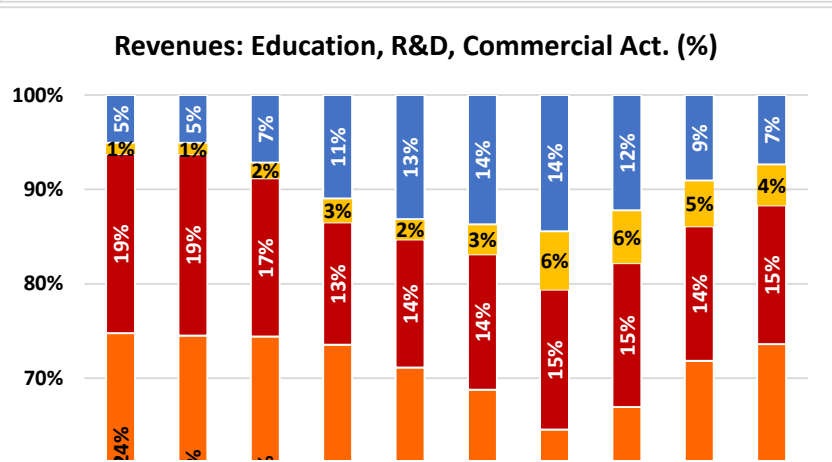
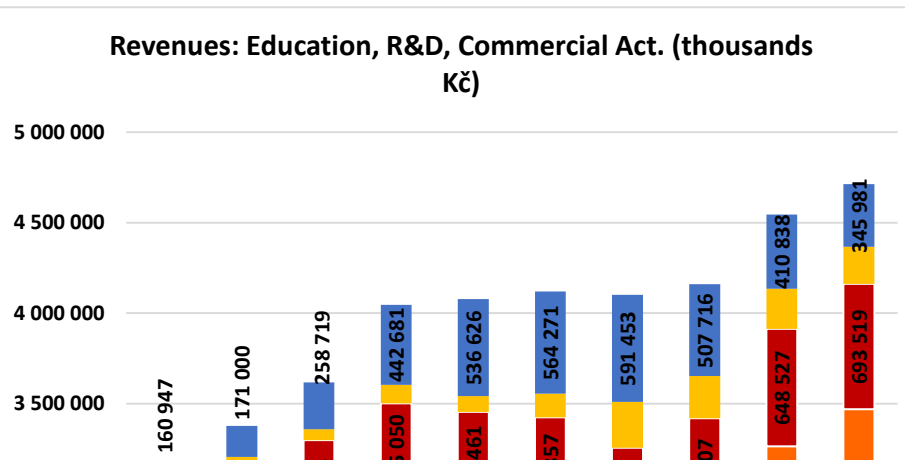
1
1.1
1.1.1
1.1.2
1.1.3
1.1.4
1.2
1.2.1
1.2.2
1.2.3
1.2.4
1.3
1.4



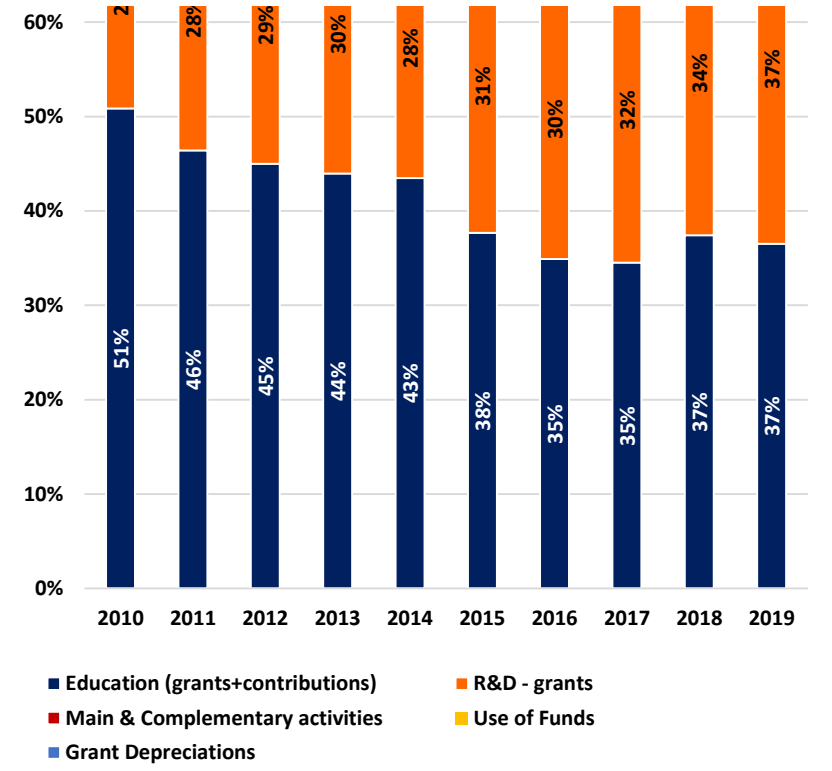
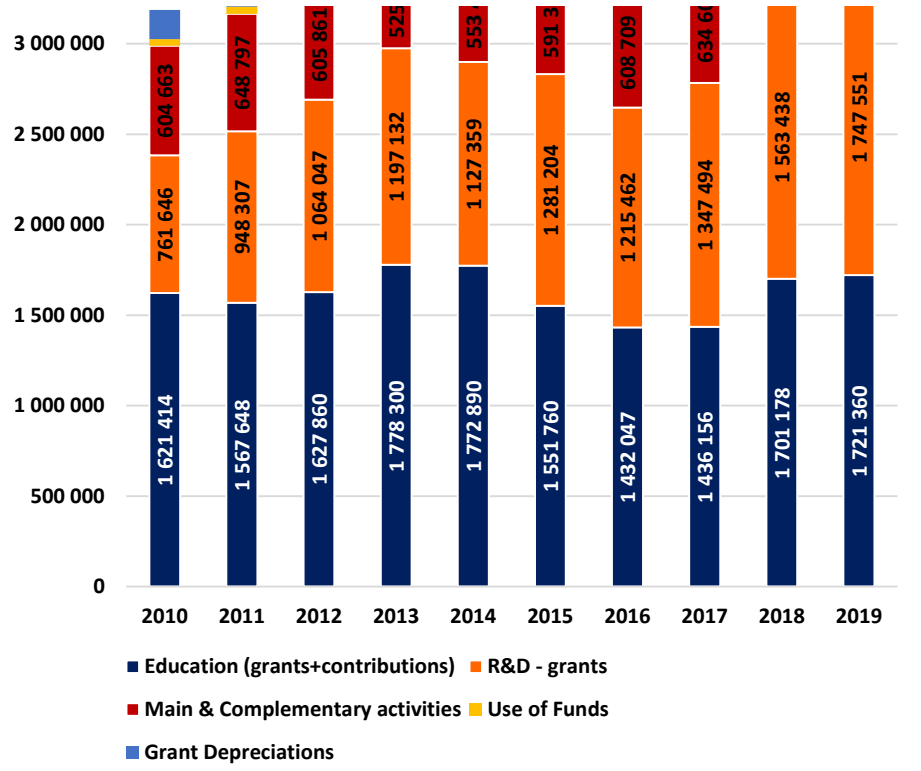
2
2.1
2.1.1
2.1.2



2.2
2.3
2.3.1
2.3.2
2.3.3
2.3.4
2.3.5
2.3.6
2.3.7
2.3.8
2.3.9
2.3.10



3.
3.1
3.1.1
3.1.2
3.1.3
3.1.4
3.2
3.2.1



3.2.2
3.2.3
3.2.4
<b>3.3</b>
3.3.1
3.3.2
3.3.3
3.3.4
3.3.5
3.3.6
3.3.7
3.3.8
<b>3.4</b>
<b>3.5</b>

<b>4.</b>
4.1.
4.2.
4.3.
4.3.1

4.3.2.
4.4.
4.5.

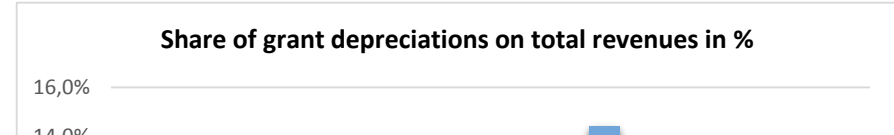
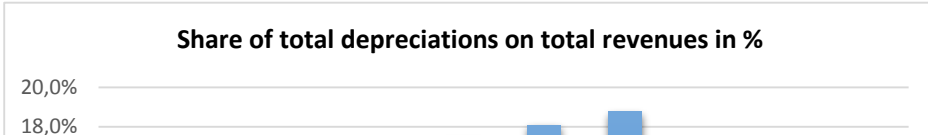
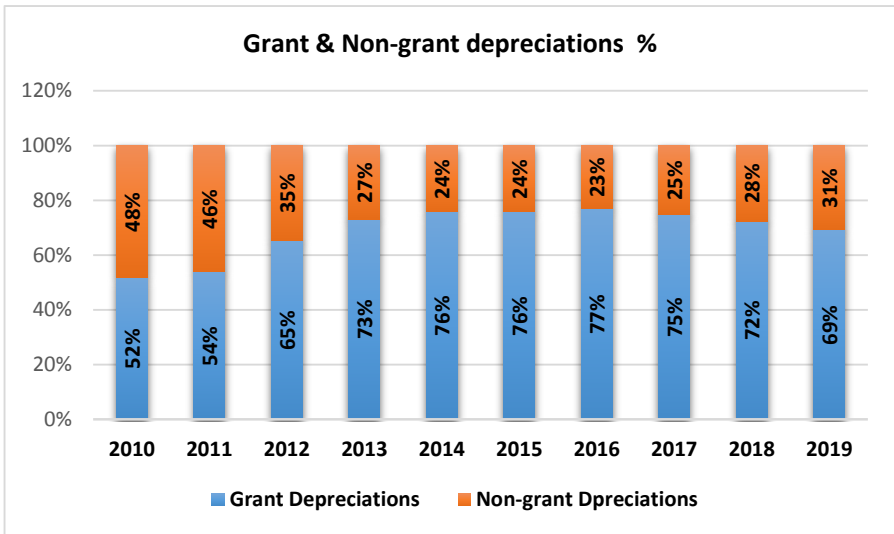
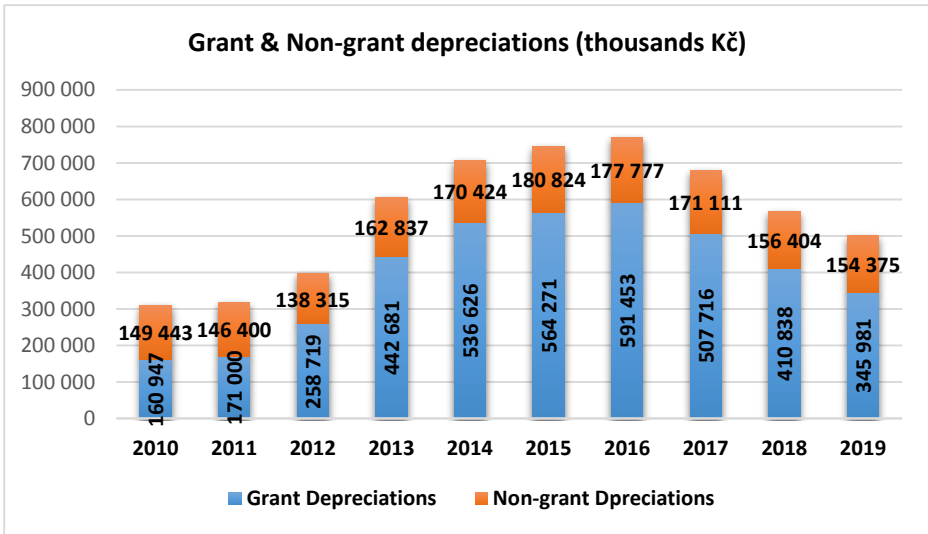
<b>5</b>
5.1
5.2
5.3
5.4
5.5
5.6
5.7

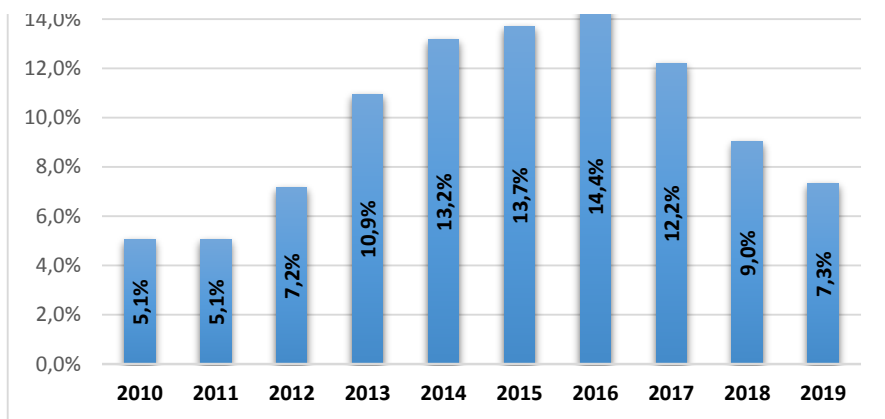
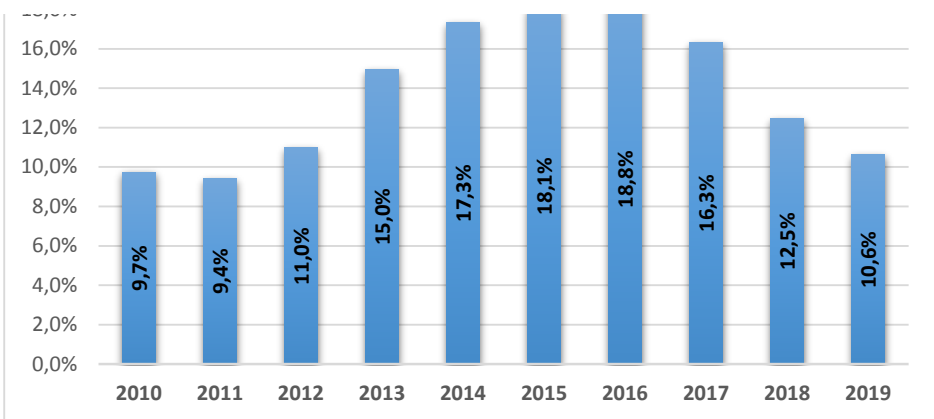
<b>4</b>
4.0
4.1
4.1.1

4.1.2
-------

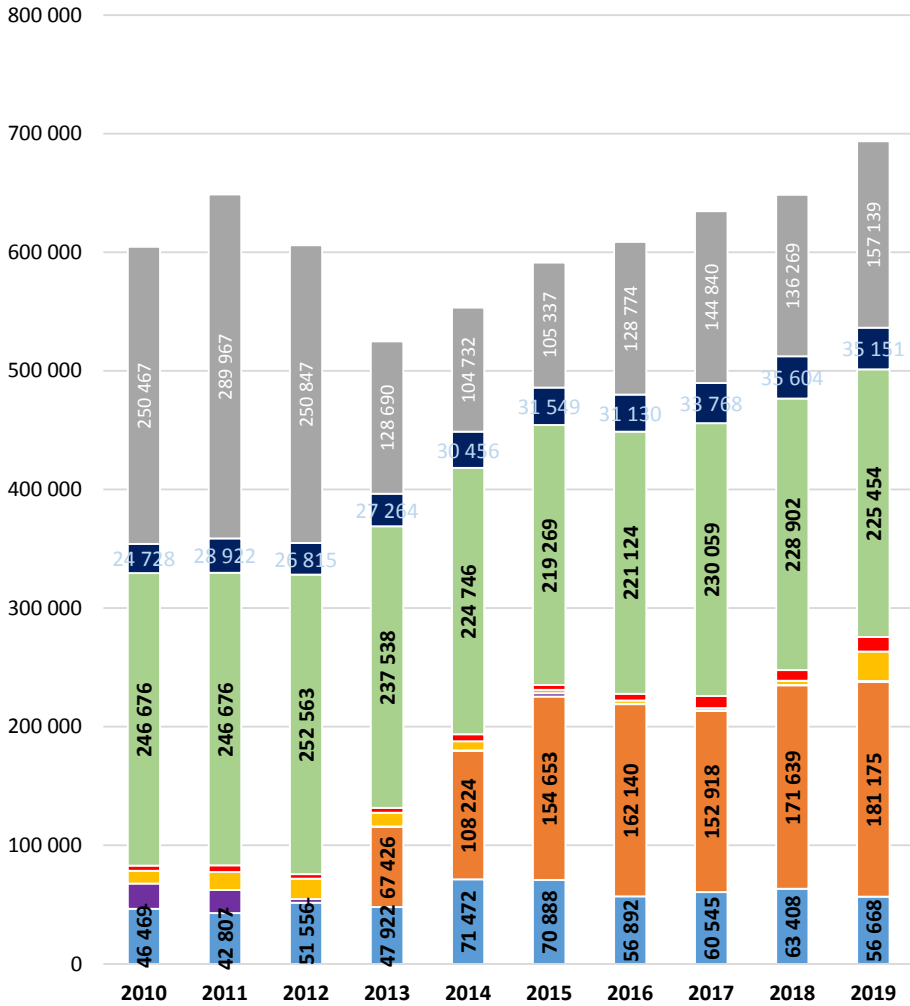
<b>6</b>
6.1
6.2
6.3
6.4

<b>7</b>
<b>7.1</b>
7.1.1
7.1.2
7.1.3
7.1.4
7.1.5
7.1.6
<b>7.2</b>
7.2.1
7.2.2
7.2.3
7.2.4



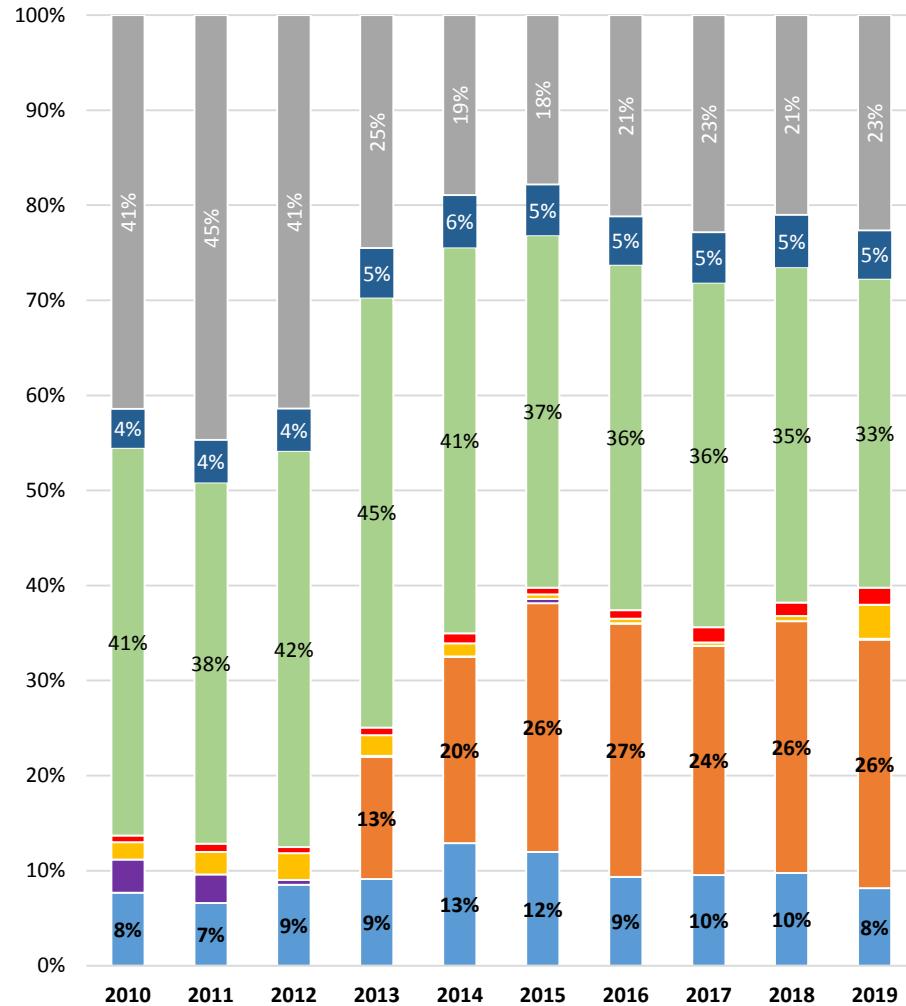


**Main & Complementary Commercial Act. (v thousands Kč)**



- Other (income from services, time resolutions, etc.)
- Incomes from space renting without Student D&R
- Incomes + internal transfers Student D&R
- Gifts
- Banks (interests) + deposits revenues, exch.rate profits, fines
- Property selling
- Commercial research

**Main & Complementary Commercial Act. (in %)**



- Other (income from services, time resolutions, etc.)
- Incomes from space renting without Student D&R
- Incomes + internal transfers Student D&R
- Gifts
- Banks (interests) + deposits revenues, exch.rate profits, fines
- Property selling
- Commercial research



■ Education (LLL, tuition fees, other fees,...)

■ Education (LLL, tuition fees, other fees,...)

	2010	2011	2012	2013	2014	2015	2016	2017	2018
<b>Výnosy</b>	<b>3 187 057</b>	<b>3 377 082</b>	<b>3 616 700</b>	<b>4 046 140</b>	<b>4 077 744</b>	<b>4 119 592</b>	<b>4 101 490</b>	<b>4 159 456</b>	<b>4 545 090</b>
<b>veřejné zdroje celkem</b>	<b>2 383 060</b>	<b>2 515 955</b>	<b>2 691 906</b>	<b>2 975 432</b>	<b>2 900 248</b>	<b>2 832 964</b>	<b>2 647 509</b>	<b>2 783 650</b>	<b>3 264 617</b>
mšmt	1 973 392	1 908 741	1 859 497	1 972 379	2 019 284	2 046 757	2 089 074	2 134 375	2 489 896
ost.SR a ÚSC	117 299	143 489	143 395	136 655	158 430	187 649	205 744	246 723	270 016
zahraničí	116 415	223 892	384 760	561 633	413 846	212 783	105 444	67 560	106 305
prostředky od spoluřešitelů vč. spolufinancování	175 954	239 833	304 254	304 765	308 688	385 775	247 117	334 992	398 399
podpora de minimis							130	0	0
<b>neveřejné zdroje celkem</b>	<b>803 998</b>	<b>861 127</b>	<b>924 794</b>	<b>1 070 708</b>	<b>1 177 495</b>	<b>1 286 628</b>	<b>1 453 981</b>	<b>1 375 806</b>	<b>1 280 473</b>
vlastní	407 264	433 997	402 011	313 137	223 746	287 533	302 443	286 700	279 779
doplňková	197 399	214 800	203 850	211 913	329 715	303 824	306 266	347 907	368 748
dotační odpisy	160 947	171 000	258 719	442 681	536 626	564 271	591 453	507 716	410 838
použití fondů	38 387	41 330	60 214	102 977	87 408	131 000	253 819	233 484	221 108
<b>náklady celkem</b>	<b>3 187 056</b>	<b>3 371 574</b>	<b>3 548 716</b>	<b>4 011 356</b>	<b>4 004 688</b>	<b>4 052 160</b>	<b>4 002 910</b>	<b>4 057 607</b>	<b>4 445 594</b>
<b>hv celkem</b>	<b>1</b>	<b>5 508</b>	<b>67 984</b>	<b>34 784</b>	<b>73 055</b>	<b>67 433</b>	<b>98 580</b>	<b>101 849</b>	<b>99 495</b>

	2010	2011	2012	2013	2014	2015	2016	2017	2018
<b>Total Revenues</b>	<b>3 187 057</b>	<b>3 377 082</b>	<b>3 616 700</b>	<b>4 046 140</b>	<b>4 077 744</b>	<b>4 119 592</b>	<b>4 101 490</b>	<b>4 159 456</b>	<b>4 545 090</b>
<b>Normative funding</b>	<b>1 314 724</b>	<b>1 286 504</b>	<b>1 307 206</b>	<b>1 458 732</b>	<b>1 439 613</b>	<b>1 470 759</b>	<b>1 519 612</b>	<b>1 536 934</b>	<b>1 722 106</b>
Education A +K	1 197 642	1 075 056	992 617	1 087 557	1 088 087	1 082 107	1 102 557	1 128 478	1 254 697
R&D Institutional Support	117 082	211 448	314 589	371 175	351 526	388 652	417 055	408 456	467 408

<b>Purpose funding + contributions</b>	<b>1 068 336</b>	<b>1 229 451</b>	<b>1 384 700</b>	<b>1 516 700</b>	<b>1 460 635</b>	<b>1 362 205</b>	<b>1 127 897</b>	<b>1 246 716</b>	<b>1 542 511</b>
<b>Commercial resources</b>	<b>604 663</b>	<b>648 797</b>	<b>605 861</b>	<b>525 050</b>	<b>553 461</b>	<b>591 357</b>	<b>608 709</b>	<b>634 607</b>	<b>648 527</b>
Main activities	407 264	433 997	402 011	313 137	223 746	287 533	302 443	286 700	279 779
Complementary activities	197 399	214 800	203 850	211 913	329 715	303 824	306 266	347 907	368 748
<b>Use of Funds</b>	<b>38 387</b>	<b>41 330</b>	<b>60 214</b>	<b>102 977</b>	<b>87 408</b>	<b>131 000</b>	<b>253 819</b>	<b>233 484</b>	<b>221 108</b>
<i>Reserve Fund</i>	0	0	0	0			7 407	31 911	26 410
<i>Investment fund</i>									
<i>Reward fund</i>	0	459	21	0	11 238	5 016	229	669	911
<i>Scholarship fund</i>	10 389	10 337	13 049	17 994	19 189	19 865	16 590	16 701	16 606
<i>Social fund</i>	10 198	9 738	9 796	10 541	10 261	9 759	9 559	12 142	13 478
<i>Purpose project fun</i>	3 024	4 235	3 359	8 922	6 512	10 208	15 667	18 231	24 353
<i>Operational fund</i>	14 777	16 561	33 989	65 520	40 207	86 152	204 367	153 830	139 350
<b>Grant Depreciations</b>	<b>160 947</b>	<b>171 000</b>	<b>258 719</b>	<b>442 681</b>	<b>536 626</b>	<b>564 271</b>	<b>591 453</b>	<b>507 716</b>	<b>410 838</b>

	2010	2011	2012	2013	2014	2015	2016	2017	2018
<b>Total Revenues</b>	<b>3 187 057</b>	<b>3 377 082</b>	<b>3 616 700</b>	<b>4 046 140</b>	<b>4 077 744</b>	<b>4 119 592</b>	<b>4 101 490</b>	<b>4 159 456</b>	<b>4 545 090</b>
<b>Education (grants+contributions)</b>	<b>1 621 414</b>	<b>1 567 648</b>	<b>1 627 860</b>	<b>1 778 300</b>	<b>1 772 890</b>	<b>1 551 760</b>	<b>1 432 047</b>	<b>1 436 156</b>	<b>1 701 178</b>
MoEYS (incl. co-financing OP3V) a Student D&R	1 546 342	1 426 230	1 360 494	1 431 375	1 432 362	1 386 721	1 386 006	1 405 291	1 656 158
Other state budget resources+region&municipalities+de minimis	850	925	1 425	1 055	1 440	780	650	1 694	3 653
Foreing resources (incl. EU operational programmes)	70 679	134 148	253 822	328 020	321 060	160 049	44 683	24 613	34 873
Partner project resources, ...	3 543	6 346	12 119	17 850	18 028	4 210	708	4 558	6 494
<b>R&amp;D - grants</b>	<b>761 646</b>	<b>948 307</b>	<b>1 064 047</b>	<b>1 197 132</b>	<b>1 127 359</b>	<b>1 281 204</b>	<b>1 215 462</b>	<b>1 347 494</b>	<b>1 563 438</b>
MoEYS (incl. co-financing EU OP)	427 050	482 512	499 002	541 004	586 922	660 035	703 067	729 084	833 738

Other state budget resources+region&municipalities+de minimis	116 449	142 564	141 970	135 601	156 990	186 869	205 223	245 028	266 363
Foreing resources (incl. EU operational programmes)	45 736	89 744	130 938	233 613	92 786	52 735	60 762	42 947	71 432
Partner project resources, ...	172 411	233 488	292 136	286 915	290 661	381 565	246 410	330 434	391 905
<b>Main &amp; Complementary activities</b>	<b>604 663</b>	<b>648 797</b>	<b>605 861</b>	<b>525 050</b>	<b>553 461</b>	<b>591 357</b>	<b>608 709</b>	<b>634 607</b>	<b>648 527</b>
Education (LLL, tuition fees, other fees,...)	46 469	42 807	51 556	47 922	71 472	70 888	56 892	60 545	63 408
Commercial research	-	-	-	67 426	108 224	154 653	162 140	152 918	171 639
Property selling	21 178	19 586	3 230	575	457	2 600	188	171	56
Banks (interests) + deposits revenues, exch.rate profits, fines	10 855	15 184	17 034	11 479	7 526	2 882	2 998	2 139	3 623
Gifts	4 292	5 655	3 815	4 155	5 848	4 180	5 463	10 168	9 027
Incomes + internal transfers Student D&R	246 676	246 676	252 563	237 538	224 746	219 269	221 124	230 059	228 902
Incomes from space renting without Student D&R	24 728	28 922	26 815	27 264	30 456	31 549	31 130	33 768	35 604
Other (income from services, time resolutions, etc.)	250 467	289 967	250 847	128 690	104 732	105 337	128 774	144 840	136 269
<b>Use of Funds</b>	<b>38 387</b>	<b>41 330</b>	<b>60 214</b>	<b>102 977</b>	<b>87 408</b>	<b>131 000</b>	<b>253 819</b>	<b>233 484</b>	<b>221 108</b>
<b>Grant Depreciations</b>	<b>160 947</b>	<b>171 000</b>	<b>258 719</b>	<b>442 681</b>	<b>536 626</b>	<b>564 271</b>	<b>591 453</b>	<b>507 716</b>	<b>410 838</b>

	2010	2011	2012	2013	2014	2015	2016	2017	2018
Doplňková činnost	197 399	214 800	203 850	211 913	329 715	303 824	306 266	347 907	368 748
Použití fondů	38 387	41 330	60 214	102 977	87 408	131 000	253 819	233 484	221 108
Dotační odpisy	160 947	171 000	258 719	442 681	536 626	564 271	591 453	507 716	410 838
Ost. výnosy mimo doplň. činnost	407 264	433 997	402 011	313 137	223 746	287 533	302 443	286 700	279 779
<b>Celkem</b>	<b>803 998</b>	<b>861 127</b>	<b>924 794</b>	<b>1 070 708</b>	<b>1 177 495</b>	<b>1 286 628</b>	<b>1 453 981</b>	<b>1 375 806</b>	<b>1 280 473</b>

	2010	2011	2012	2013	2014	2015	2016	2017	2018
<b>výnosy celkem (určeno podle účelu)</b>	<b>3 187 057</b>	<b>3 377 082</b>	<b>3 616 700</b>	<b>4 046 140</b>	<b>4 077 744</b>	<b>4 119 592</b>	<b>4 101 490</b>	<b>4 159 456</b>	<b>4 545 090</b>
Vzdělávání, provoz, KaM (včetně nedot.výnosů)	1 667 882	1 610 455	1 679 416	1 826 222	1 844 362	1 622 648	1 488 939	1 496 701	1 764 585
VaV včetně sml. výzkumu	761 646	948 307	1 064 047	1 264 558	1 235 583	1 435 857	1 377 602	1 500 412	1 735 077
Ostatní	558 195	605 990	554 305	409 702	373 765	365 817	389 677	421 144	413 481
Nezdaněná činnost (dary, úroky z b.ú.)	360 795	391 189	350 455	265 215	152 274	216 646	245 551	226 155	216 371

Doplň. činnost bez sml. výzkumu	197 399	214 800	203 850	144 487	221 491	149 171	144 126	194 989	197 109
<b>Dotační odpisy</b>	<b>160 947</b>	<b>171 000</b>	<b>258 719</b>	<b>442 681</b>	<b>536 626</b>	<b>564 271</b>	<b>591 453</b>	<b>507 716</b>	<b>410 838</b>
<b>Použití fondů</b>	<b>38 387</b>	<b>41 330</b>	<b>60 214</b>	<b>102 977</b>	<b>87 408</b>	<b>131 000</b>	<b>253 819</b>	<b>233 484</b>	<b>221 108</b>

	2010	2011	2012	2013	2014	2015	2016	2017	2018
	Zůstatek	Zůstatek	Zůstatek	Zůstatek	Zůstatek	Zůstatek	Zůstatek	Zůstatek	Zůstatek
	tis.Kč	tis.Kč	tis.Kč	tis.Kč	tis.Kč	tis.Kč	tis.Kč	tis.Kč	tis.Kč
<b>Fondy</b>	<b>650 311</b>	<b>908 079</b>	<b>983 098</b>	<b>1 125 989</b>	<b>1 181 810</b>	<b>1 337 459</b>	<b>1 244 280</b>	<b>1 384 770</b>	<b>1 546 539</b>
Fond odměn	19 407	18 948	18 927	18 927	7 689	2 672	2 444	1 938	2 667
Fond rezervní	54 024	54 024	54 024	54 024	54 024	54 024	53 396	80 964	84 587
FRIM	290 788	472 816	494 859	584 083	487 693	544 687	493 933	571 088	612 863
Stipendijní fond	46 302	52 398	56 236	54 681	50 201	46 060	46 322	49 087	48 296
FÚUP	4 221	3 359	8 979	6 512	27 933	15 901	18 348	24 396	17 281
Fond sociální	13 485	14 251	13 983	12 952	12 146	11 786	15 922	18 699	30 594
FPP	222 084	292 284	336 092	394 811	542 125	662 330	613 915	638 598	750 251

	2010	2011	2012	2013	2014	2015	2016	2017	2018
	poř.cena	poř.cena	poř.cena	poř.cena	poř.cena	poř.cena	poř.cena	poř.cena	poř.cena
	tis.Kč	tis.Kč	tis.Kč	tis.Kč	tis.Kč	tis.Kč	tis.Kč	tis.Kč	tis.Kč
<b>Majetek celkem</b>	<b>8 367 899</b>	<b>8 696 835</b>	<b>10 027 463</b>	<b>12 493 968</b>	<b>13 358 294</b>	<b>15 585 016</b>	<b>15 687 204</b>	<b>15 803 993</b>	<b>16 253 305</b>
nehmotný	119 960	117 681	134 329	169 114	207 973	224 590	226 067	231 646	241 035
hmotný	8 247 939	8 579 154	9 893 134	12 324 854	13 150 321	15 360 426	15 461 137	15 572 347	16 012 270
<i>movitý</i>	2 168 327	2 300 409	2 912 578	3 633 327	3 922 935	4 763 517	4 741 653	4 777 712	5 073 569

nemovitý	6 079 612	6 278 744	6 980 557	8 691 526	9 227 386	10 596 909	10 719 484	10 794 636	10 938 701
----------	-----------	-----------	-----------	-----------	-----------	------------	------------	------------	------------

	2010	2011	2012	2013	2014	2015	2016	2017	2018
	Počet	Počet	Počet	Počet	Počet	Počet	Počet	Počet	Počet
<b>Aktivní studia v ASP (stav k 31.10.)</b>	<b>23 126</b>	<b>23 239</b>	<b>23 278</b>	<b>23 067</b>	<b>22 362</b>	<b>21 716</b>	<b>20 943</b>	<b>19 757</b>	<b>19 113</b>
Bc.	14 061	14 285	14 317	14 253	13 817	13 144	12 540	11 875	11 564
Mgr.	20	3	1	0	0	0	0	0	0
NMgr.	7 027	6 899	6 968	6 829	6 637	6 672	6 598	6 204	5 925
PhD.	2 018	2 052	1 992	1 985	1 908	1 900	1 805	1 678	1 624

*Není odsouhla  
požadavek od 4.3.*

	2010	2011	2012	2013	2014	2015	2016	2017	2018
<b>Zaměstnanci</b>									
<b>VUT v Brně</b>	<b>34 630</b>	<b>35 958</b>	<b>37 945</b>	<b>38 787</b>	<b>38 436</b>	<b>40 045</b>	<b>41 168</b>	<b>43 393</b>	<b>46 883</b>
<b>Akademičtí</b>	<b>45 454</b>	<b>46 507</b>	<b>48 569</b>	<b>49 948</b>	<b>49 355</b>	<b>51 189</b>	<b>51 917</b>	<b>55 055</b>	<b>60 809</b>
Profesor	77 711	78 315	84 410	88 433	81 346	82 375	82 967	88 370	93 778
Docent	58 942	58 441	61 233	61 515	60 990	63 049	63 375	68 924	76 127
Odborný asistent	37 428	38 732	39 825	41 068	41 455	42 669	42 793	44 487	49 513
Asistent	25 796	26 488	25 609	26 445	25 560	26 728	28 568	29 219	32 954
Lektor	23 845	21 335	27 816	29 723	34 683	33 346	35 839	34 699	36 945
Vědecký pracovník			61 314	57 606	64 028	84 562	99 245	85 730	86 241
<b>Neakademičtí</b>	<b>25 831</b>	<b>28 001</b>	<b>30 867</b>	<b>31 989</b>	<b>32 004</b>	<b>33 523</b>	<b>34 728</b>	<b>36 840</b>	<b>39 553</b>
Vědecko-výzkumní	41 679	46 928	54 853	54 860	51 006	49 891	49 496	51 759	54 858
Technicko-hospodářští	29 228	31 104	33 097	33 342	33 020	33 463	35 259	36 941	40 123
Obchodně-provozní pracovníci	16 109	16 206	16 339	15 534	15 727	17 567	17 682	18 853	19 821
Dělnické profese	15 041	15 081	15 492	16 156	16 149	17 482	18 528	19 723	20 452

	2010	2011	2012	2013	2014	2015	2016	2017	2018
Total Revenues	3 187 057	3 377 082	3 616 700	4 046 140	4 077 744	4 119 592	4 101 490	4 159 456	4 545 090
Grant Depreciations	160 947	171 000	258 719	442 681	536 626	564 271	591 453	507 716	410 838
Non-grant Dpreciations	149 443	146 400	138 315	162 837	170 424	180 824	177 777	171 111	156 404
Share of total depreciations on total revenues	9,7%	9,4%	11,0%	15,0%	17,3%	18,1%	18,8%	16,3%	12,5%
Share of grant depreciations on total revenues	5,1%	5,1%	7,2%	10,9%	13,2%	13,7%	14,4%	12,2%	9,0%

**Poměr dotačních a nedotačních odpisů**

Grant Depreciations	52%	54%	65%	73%	76%	76%	77%	75%	72%
Non-grant Dpreciations	48%	46%	35%	27%	24%	24%	23%	25%	28%
	100%	100%	100%	100%	100%	100%	100%	100%	100%

	2010	2011	2012	2013	2014	2015	2016	2017	2018
Mzdy vč.odvodů	1 499 769	1 632 944	1 780 789	1 950 502	1 934 192	1 919 335	1 926 702	2 091 832	2 367 791
Výnosy bez dot.odpisů	3 026 110	3 206 082	3 357 981	3 603 459	3 541 117	3 555 321	3 510 037	3 651 740	4 134 252
	50%	51%	53%	54%	55%	54%	55%	57%	57%

	2010	2011	2012	2013	2014	2015	2016	2017	2018
Dotace a příspěvky na vzdělávání na zaměstnance	646	601	597	604	601	543	516	501	565
Dotace a příspěvky na vzdělávání na akademického pracovníka	1 441	1 414	1 491	1 596	1 624	1 472	1 377	1 392	1 638
Výnosy VaV na zaměstnance	304	363	390	407	382	448	438	470	519







<b>2019</b>
<b>4 713 096</b>
<b>3 468 911</b>
2 473 645
347 994
104 282
542 990
0
<b>1 244 186</b>
311 063
382 456
345 981
204 685
<b>4 608 279</b>
<b>104 818</b>

	2010	2011	2012	2013	2014	2015	2016	2017	2018	2019
veřejné zd	75%	75%	74%	74%	71%	69%	65%	67%	72%	74%
neveřejné	25%	25%	26%	26%	29%	31%	35%	33%	28%	26%
<b>Rozdělení ne</b>	<b>100%</b>	<b>100%</b>	<b>100%</b>	<b>100%</b>	<b>100%</b>	<b>100%</b>	<b>100%</b>	<b>100%</b>	<b>100%</b>	<b>100%</b>
vlastní	51%	50%	43%	29%	19%	22%	21%	21%	22%	25%
doplňková	25%	25%	22%	20%	28%	24%	21%	25%	29%	31%
dotiční odpisy	20%	20%	28%	41%	46%	44%	41%	37%	32%	28%
použití fondů	5%	5%	7%	10%	7%	10%	17%	17%	17%	16%
Celkem	100%	100%	100%	100%	100%	100%	100%	100%	100%	100%

<b>2019</b>
<b>4 713 096</b>
<b>1 797 602</b>
1 329 411
468 191

	2010	2011	2012	2013	2014	2015	2016	2017	2018	2019
--	------	------	------	------	------	------	------	------	------	------

<b>1 671 309</b>
<b>693 519</b>
311 063
382 456
<b>204 685</b>
29 542
2 068
16 572
17 174
16 482
122 847
<b>345 981</b>

0

Normativ	41%	38%	36%	36%	35%	36%	37%	37%	38%	38%
Purpose f	34%	36%	38%	37%	36%	33%	27%	30%	34%	35%
Commerc	19%	19%	17%	13%	14%	14%	15%	15%	14%	15%
Use of Fu	1%	1%	2%	3%	2%	3%	6%	6%	5%	4%
Grant Der	5%	5%	7%	11%	13%	14%	14%	12%	9%	7%
<b>celkem</b>	<b>100%</b>	<b>100%</b>	<b>100%</b>	<b>100%</b>	<b>100%</b>	<b>100%</b>	<b>100%</b>	<b>100%</b>	<b>100%</b>	<b>100%</b>

0

<b>2019</b>
<b>4 713 096</b>
<b>1 721 360</b>
1 676 050
2 719
37 645
4 946
<b>1 747 551</b>
797 595

	2010	2011	2012	2013	2014	2015	2016	2017	2018	2019
Education (g	51%	46%	45%	44%	43%	38%	35%	35%	37%	37%
R&D - grants	24%	28%	29%	30%	28%	31%	30%	32%	34%	37%
Main & Com	19%	19%	17%	13%	14%	14%	15%	15%	14%	15%
Use of Funds	1%	1%	2%	3%	2%	3%	6%	6%	5%	4%



201 281
<b>345 981</b>
<b>204 685</b>

<b>2019</b>
<b>Zůstatek</b>
<b>tis.Kč</b>
<b>1 711 691</b>
3 106
94 092
639 398
46 702
21 122
41 132
866 138

	2010	2011	2012	2013	2014	2015	2016	2017	2018	2019
Fond odměn	3%	2%	2%	2%	1%	0%	0%	0%	0%	0%
Fond rezervy	8%	6%	5%	5%	5%	4%	4%	6%	5%	5%
FRIM	45%	52%	50%	52%	41%	41%	40%	41%	40%	37%
Stipendijní f	7%	6%	6%	5%	4%	3%	4%	4%	3%	3%
FÚUP	1%	0%	1%	1%	2%	1%	1%	2%	1%	1%
Fond sociáln	2%	2%	1%	1%	1%	1%	1%	1%	2%	2%
FPP	34%	32%	34%	35%	46%	50%	49%	46%	49%	51%
	<b>100%</b>	<b>100%</b>	<b>100%</b>	<b>100%</b>	<b>100%</b>	<b>100%</b>	<b>100%</b>	<b>100%</b>	<b>100%</b>	<b>100%</b>

2019	nárůst
poř.cena	%
tis.Kč	
<b>16 411 148</b>	<b>1,0%</b>
247 528	2,7%
16 163 620	0,9%
5 177 418	2,0%

	2010	2011	2012	2013	2014	2015	2016	2017	2018	2019
nehmotný	1%	1%	1%	1%	2%	1%	1%	1%	1%	277%
hmotný	99%	99%	99%	99%	98%	99%	99%	99%	99%	97%
movitý	26%	27%	29%	29%	30%	31%	31%	31%	32%	217%
nemovitý	74%	73%	71%	71%	70%	69%	69%	69%	68%	46%

10 986 202	0,4%
------------	------

2019	2019 / 2018
Počet	%
<b>18 664</b>	<b>-2,35%</b>
11 502	-0,5%
0	0,0%
5 579	-5,8%
1 583	-2,5%

	2010	2011	2012	2013	2014	2015	2016	2017	2018	2019
Bc.	61%	61%	62%	62%	62%	61%	60%	60%	61%	62%
Mgr.	0%	0%	0%	0%	0%	0%	0%	0%	0%	0%
NMgr.	30%	30%	30%	30%	30%	31%	32%	31%	31%	30%
PhD	9%	9%	9%	9%	9%	9%	9%	8%	8%	8%
	100%	100%	100%	100%	100%	100%	100%	100%	100%	100%

iseno ze CVIS  
.visí na CVIS

2019	2019 / 2018		2010	2011	2012	2013	2014	2015	2016	2017	2018	2019	2019/2018
	%		prům.přep. stav k 31.12.										%
<b>50 406</b>	<b>7,51%</b>	<b>VUT v Brně</b>	<b>2 508,84</b>	<b>2 608,95</b>	<b>2 726,76</b>	<b>2 943,81</b>	<b>2 947,92</b>	<b>2 856,95</b>	<b>2 775,10</b>	<b>2 867,58</b>	<b>3 011,94</b>	<b>3 060,79</b>	<b>1,62%</b>
<b>65 000</b>	<b>6,89%</b>	<b>Akademičtí</b>	<b>1 124,94</b>	<b>1 108,56</b>	<b>1 092,15</b>	<b>1 114,37</b>	<b>1 091,61</b>	<b>1 054,23</b>	<b>1 039,66</b>	<b>1 031,56</b>	<b>1 038,69</b>	<b>1 079,62</b>	<b>3,94%</b>
101 874	8,63%	Profesor	135,17	137,65	137,54	135,85	135,33	133,69	137,11	133,52	131,35	131,19	-0,12%
79 297	4,16%	Docent	270,69	269,56	262,43	262,57	258,85	255,82	266,02	272,81	275,97	284,86	3,22%
53 635	8,32%	Odborný pracovník	526,69	531,98	531,74	559,43	547,97	521,37	502,67	493,58	498,40	525,31	5,40%
34 794	5,58%	Asistent	191,40	168,38	156,64	142,50	133,79	129,53	125,12	121,77	114,22	103,65	-9,26%
36 311	-1,72%	Lektor	1,00	1,00	1,67	2,00	2,00	3,00	3,33	3,40	3,60	4,88	35,64%
76 117	-11,74%	Vědecký pracovník			2,13	12,01	13,67	10,83	5,41	6,49	15,17	29,73	96,02%
<b>42 475</b>	<b>7,39%</b>	<b>Neakademici</b>	<b>1 383,89</b>	<b>1 500,39</b>	<b>1 634,62</b>	<b>1 829,44</b>	<b>1 856,31</b>	<b>1 802,71</b>	<b>1 735,44</b>	<b>1 836,02</b>	<b>1 973,24</b>	<b>1 981,17</b>	<b>0,40%</b>
60 792	10,82%	Vědecko-výzkumný pracovník	28,40	53,27	111,60	161,64	193,75	275,25	268,31	309,61	323,92	302,11	-6,73%
42 934	7,01%	Technická pracovníka	993,74	1 098,84	1 174,31	1 324,32	1 345,71	1 250,73	1 188,45	1 252,04	1 351,22	1 379,34	2,08%
20 813	5,01%	Obchodní pracovníci	72,07	73,32	78,79	80,55	60,65	50,40	52,69	55,64	53,48	53,07	-0,76%
21 962	7,38%	Dělnické pracovníky	289,69	274,97	269,93	262,93	256,19	226,34	225,98	218,73	244,63	246,64	0,82%

<b>2019</b>
4 713 096
345 981
154 375
10,6%
7,3%



69%
31%
100%

v tis. Kč

<b>2019</b>
2 592 767
4 367 115
59%

<b>2019</b>
562
1 594
571

1 619

**2019**

8%

26%

0%

4%

2%

33%

5%

23%

100%